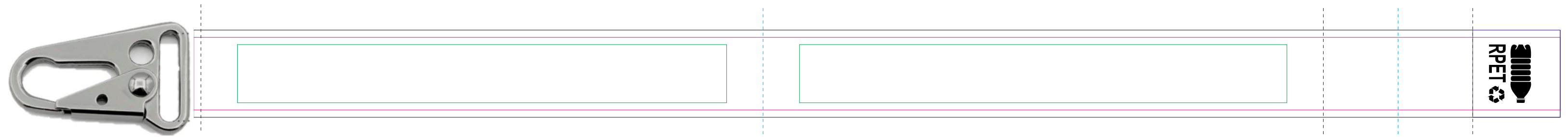



FRONT

BACK

OUTER PART









INNER PART



The relative position of the graphics on the inner part of the ribbon may differ from the outer part!

resolution: min. 300 DPI
 colours: CMYK
 formats: TIFF, PDF, EPS, AI, CDR

The green line indicates the area all non-background object-texts, logos, etc.
 The pink outline the maximum size of graphic visible on the product.
 The black line indicates zhe size of the required graphics including bleed.
 The dash line indicates the point of the seam.
 The blue line the size of the required graphics including bleed and fold.

-  Margin
-  Edge of product
-  Bleed limit 2-2 mm (background must fill it)
-  Seam
-  Fold line
-  +24 mm seam by the small strip with background colour